

ELITECH LINE

Premium Range Compact Undercounter Glass-Dishwasher - 450

EL45TE



The Krupps ELITECH EL45TE multi-function under counter Glass-Dishwasher is the top of the range thanks to its new construction technologies which guarantees highly efficient and effective results time and time again.

The **EL45TE** glass-dishwasher is compact and with its double skinned door that allows for quieter operation is an ideal solution for front of house use.

Whether glasses or dishes, the supplied racks take all sized objects up to 450x450x310(h)mm, ensuring a maximum productivity of **960 glasses/hour** or **840 plates/hour**.

Water consumption is guaranteed to an amazing **2 litres per cycle**, regardless of the wash cycle time. The **Thermo-stop** function ensures that the washing and rinsing only starts when the desire temperature is reached.

The standard **double peristaltic electric rinse-aid and detergent dispenser** ensures the best result from each wash cycle with great savings thanks to the precise dosage.

The dishwashers of the **ELITECH** line ensure maximum performance thanks to the standard **Acquatech System** which, through an **atmospheric boiler and rinse pump**, maintains constant temperature and pressure and optimum water consumption. ELITECH ensures a **sanitising rinse cycle** and proves to be the perfect choice for every kitchen where compliance with HACCP rules is essential.

The **innovative UNIKO tempered glass touch screen** display makes any operation simple and intuitive, from the choice of the most suitable wash cycle to its progress control, as well as constantly monitoring the status of the dishwasher with ease. The choice of **4 wash cycles** makes the dishwasher customisable according to your needs. The integrated **self-diagnosis** minimises machine downtime advising you of any problems encountered.

The **self-cleaning cycle** at the end of the day cleans the wash tank and empties the boiler from the hot water, preventing limestone forming inside. Six rinse cycles will then start to sanitize the washing chamber. When completed, the water from rinsing is drained completely to avoid bacteria proliferation.

Stainless steel **moulded washing and rinsing arms** ensure great reliability and durability. The bodywork is made entirely of **AISI 304 stainless steel** and has been designed with all components in the front for **easy technical assistance**. Sturdy and reliable dishwashers to best deal with every moment of your day.

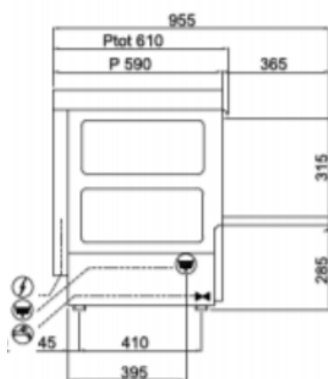
Optional: **Wi-Fi IKLOUD control** system that offers the possibility of remotely changing the dishwasher parameters and being monitored by your favourite service provider.


Complete with built in drain, rinse, detergent and rinse aid pumps and backflow prevention by break-tank.


Comes with one glass rack 450x450x100mm, one 14-plate dish rack 450x450x100mm, one cutlery container and one 12 pieces saucer holder.


ELITECH LINE

Premium Range Compact Undercounter Glass-Dishwasher - 450



 5.92kW or (3.22kW)
230V/1Ph
L= 2000mm

 G3/4" M
L= 1300mm

 Ø25x30
L=1600mm

FEATURES	EL45TE
Dimensions - WxDxH (mm)	530x610x760
Rack dimensions (mm)	450 x 450
Productivity per hour max - (+55°C)	960 glasses/hour 840 dishes/hour
Height glass max	290mm
Ø Height plate max	310mm
Body construction	Entirely AISI304 stainless steel
Double-walled door	Yes
Rinsing and washing arms	Ø18 stainless steel
Stainless steel filters	Yes
Tank heating element - Tank capacity	2.6kW - 20lt
Boiler heating element - Boiler capacity	5.4kW - 7.3lt
Washing pump power	0.52kW
Total power input / Current	5.92kW - 32A or (3.22kW -15A)
Input voltage	230V/1Ph
Recommended inlet water temperature	+55°C
Water hardness	7÷10 °f
Water consumption per cycle (inlet suggested pressure 2 BAR)	2,0lt GUARANTEED
Adjustable detergent and rinse-aid dispenser	ELECTRIC
Acquatech system rinse	250W
Drain pump	40W
Rinse pump	Yes
Rinse cycle on demand	Yes
Energy - Saving device	Yes
Backflow prevention	Break-tank
Control panel	UNIKO touch glass display
Washing cycles	4 - 90/110/120/300 sec or customized timing
Self-diagnostic system	Yes
Self-cleaning cycle	Yes
Supplied with	1 x cutlery container, 1 x saucer holder, 1 x glass rack, 1 x dish rack